

Test Drive - California Rest Break Compliance

Mobile Updates

Link: <https://help.wextelematics.com/california-rest-break-compliance/> Last Updated: September 30th, 2020

The state of California requires fleet drivers to take a 30-minute rest break after a five-hour driving period. The Test Drive app offers a California Rest Break Compliance feature that alerts drivers to take their rest break once they hit the five-hour time period.

Logging in and Registering your Device

To get started, you will need to log in and register through the app via your tablet.

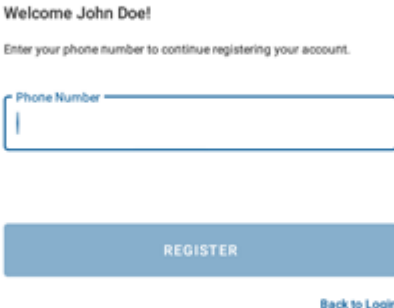
► To log in and register your device:

1. Log into the GPS Insight Test Drive app with your portal credentials.



The screenshot shows the login interface for the GPSINSIGHT app. At the top, there is a background image of a truck on a road. Below the image is the logo "GPSINSIGHT" with a red dot and the tagline "Engage Your Fleet." There are two input fields: "Username or Email" and "Password" with an eye icon for toggling visibility. Below the fields is a blue "CONTINUE" button and a link for "Forgot Password?"

2. The Register screen will appear.
3. Enter your Phone Number, then tap on Register.



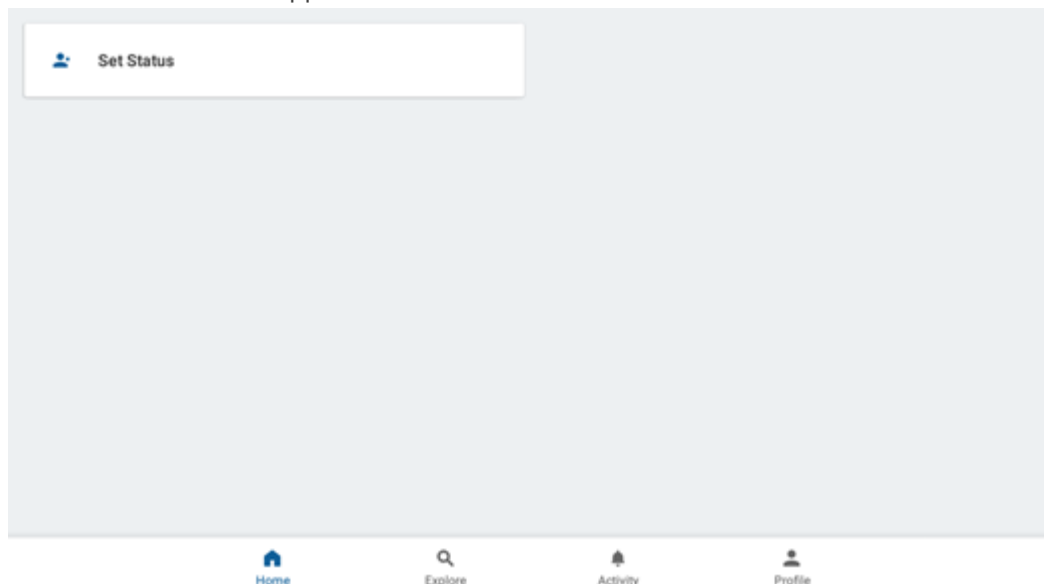
The screenshot shows the registration interface. It starts with the text "Welcome John Doe!" followed by the instruction "Enter your phone number to continue registering your account." There is a "Phone Number" input field with a vertical cursor. Below the field is a blue "REGISTER" button and a link for "Back to Login".

Test Drive - California Rest Break Compliance

Mobile Updates

Link: <https://help.wex telematics.com/california-rest-break-compliance/> Last Updated: September 30th, 2020

4. The Home screen will appear.

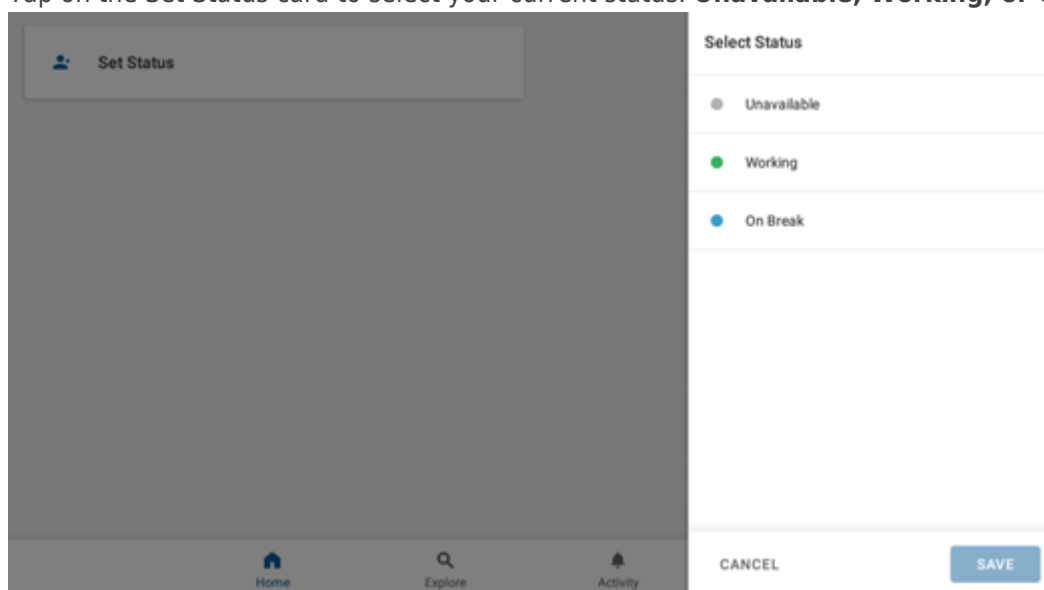


Setting your Driving Status

Once you are logged in and registered, you will need to set your current driving status and eventually take a break.

▶ To set your driving status:

1. Tap on the Set Status card to select your current status: **Unavailable, Working, or On Break..**

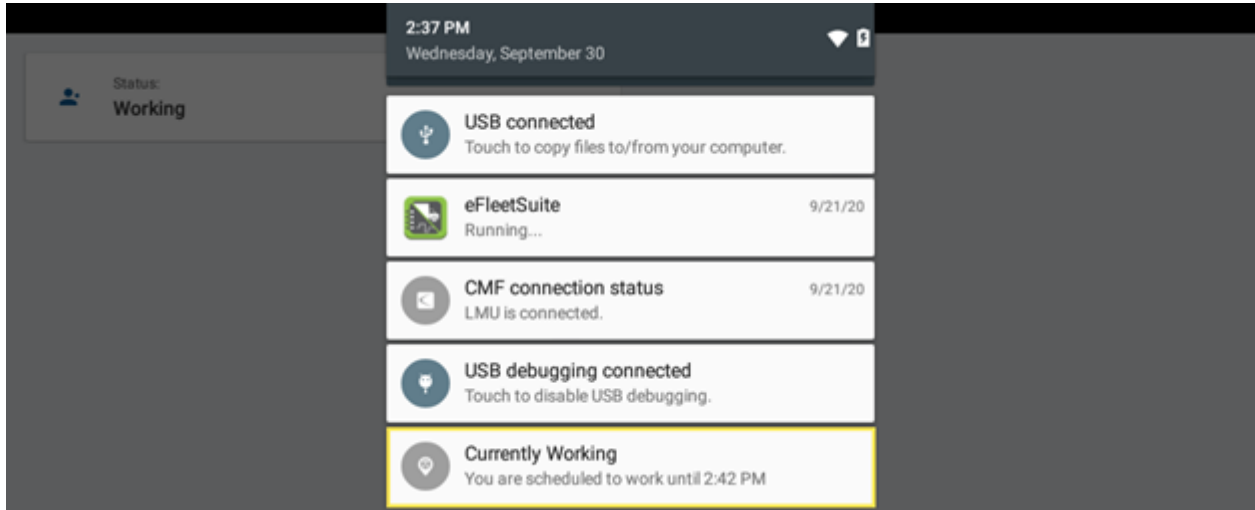


2. Once set, the card will show your current status and a notification will appear in your notifications bar stating which status you are currently in.

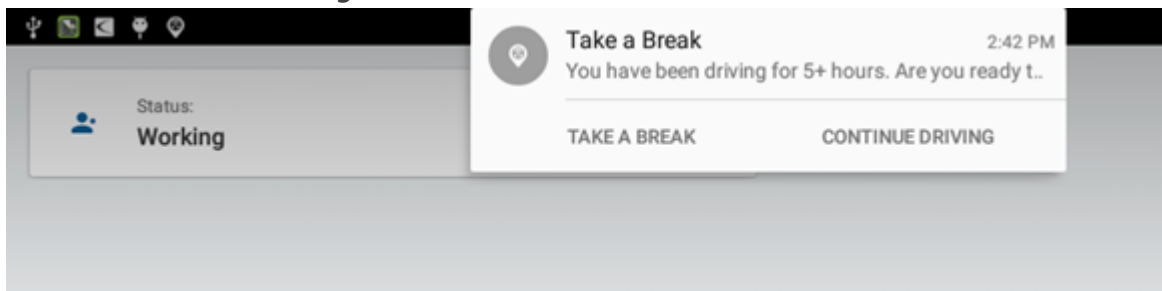
Test Drive - California Rest Break Compliance

Mobile Updates

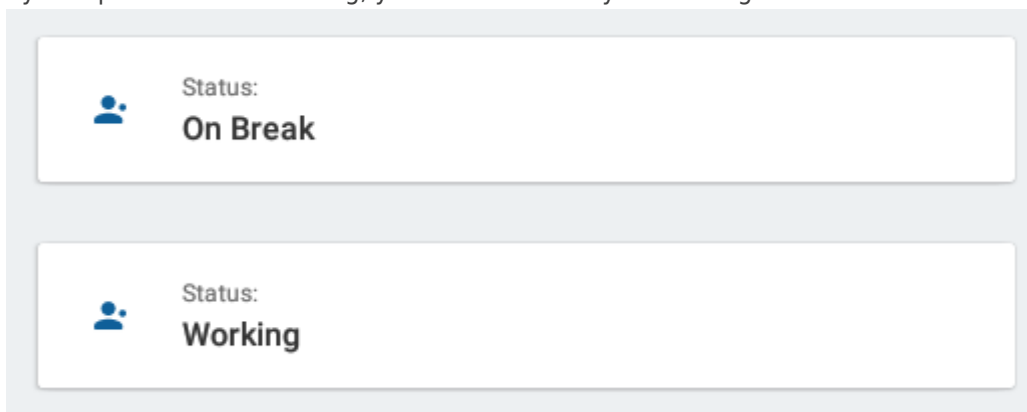
Link: <https://help.wextelematics.com/california-rest-break-compliance/> Last Updated: September 30th, 2020



3. After five hours of driving, the Take a Break notification will appear at the top of your screen. Tap **Take a Break** or **Continue Driving**.



4. If you tap on Take a Break, your status will change to On Break for 30 minutes. If you tap on Continue Driving, your status will stay in Working mode.



Additional Features

This app has minimal interactable features, including login, device registration, driving status, and log out.

Additional features include:

Test Drive - California Rest Break Compliance



Mobile Updates

Link: <https://help.wextelematics.com/california-rest-break-compliance/> Last Updated: September 30th, 2020

- **Home:** Houses the Status card.
- **Explore:** Coming soon
- **Activity:** Coming soon
- **Profile:** View profile information, including name and status.