

The Portal interface is quick, simple, and highly configurable. With just a few clicks, you can run any report or view the map for a single vehicle, a group of vehicles, or your entire fleet. Schedule reports, set up alerts, or administer your vehicle, driver, and user groups easily from our efficient web-based interface.



Note. Enterprise Driver and driver groups are only available with Enterprise. To learn more, contact your Account Manager.

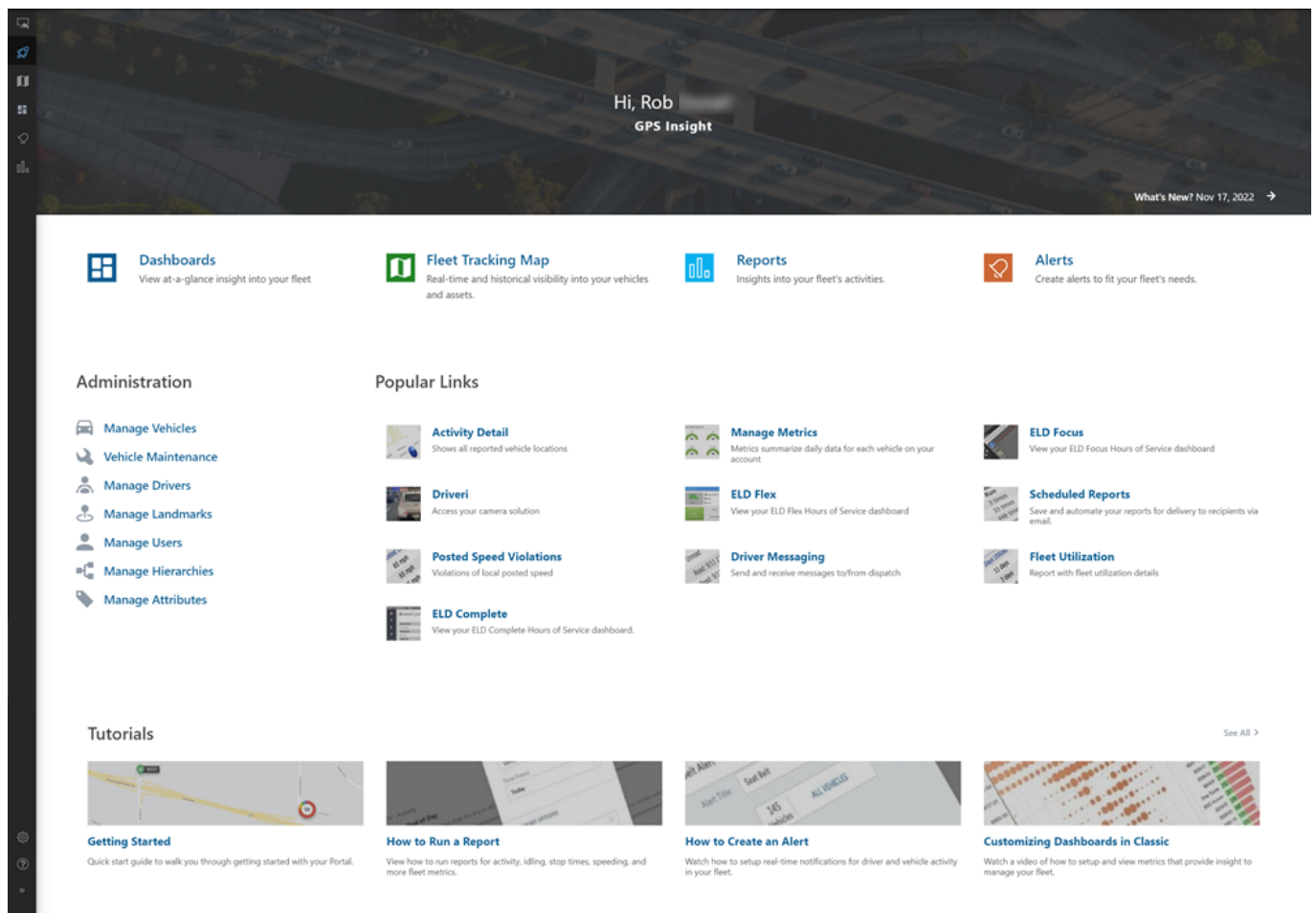
You can also gain insight into your fleet via real-time maps, vehicle location lists, alerts, graphs, messages, landmark visits, and more.

Overview

The Portal welcomes you with the Explore Page upon sign-in. This page offers quick access to areas of interest such as reports, alerts, fleet administration, chat support, and more via clickable links. You can also access New Release information, tutorials, and quick links to other helpful resources.




Note. Our original Portal, Classic Portal, is still available and accessible from the Explore Page.



Navigation

From the Explore Page, use the Navigation Bar on the left-hand side of the screen to access other Portal pages, adjust your preferences, get help, or collapse/expand your Navigation Bar.




Available Portal pages include:

- **Map** – The Map transforms your workspace to a single 2D map with quick access to management of drivers, vehicles, landmarks, dispatch, and POIs.
- **Alerts** – Create and manage alerts for hierarchies, vehicles, and vehicle groups.
- **Reports** – Run ad-hoc and/or schedule configurable reports with the data you need to see.



Note. You can also click on Classic from the Navigation Bar to access the original version of the Portal. This version is still fully functioning.

You may also use the Page tiles to access Dashboards, Map, Reports, and Alerts pages.



Map
Track your fleet status and locations.



Reports
Quantify fleet activity and efficiency.



Alerts
Create alerts to fit your fleet's needs.