

Values on the Diagnostic Report indicate “0.00” if the related diagnostic is not measured. (This is often the case for light duty vehicles.) To remove those unused diagnostic line items, modify the Diagnostic Access List.

EXAMPLE

Company XYZ’s, Service vans are tracked for diagnostics, but those particular models do not report diagnostics for seat belt and odometer. The owner wants to remove those line items from the Diagnostic Report since it will always appear blank.

► To modify vehicle diagnostic access

1. From the portal, hover over the **Account** menu, click **Manage Vehicles**, and click **Manage visibility of diagnostic data**.

The Manage Diagnostic Access page opens in a new browser tab.

1. From the Diagnostic Access List grid, locate the vehicle(s) that you want to modify.
2. Locate the diagnostic column that you want to show/hide, and select/clear the check box as needed.








Diagnostic Access List											
View all vehicles and manage what diagnostics will be displayed for each vehicle. Setting a permission for the Account w vehicles, except where set for the vehicle. <input checked="" type="checkbox"/> Tab Vertically											
Search Vehicle: <input type="text"/> Templates: <input type="checkbox"/> Override View: <input checked="" type="checkbox"/> Source: Light Duty (OBD2) <input type="button" value="filter"/>											
Page: 1-20 / 21-40 / 41-60 / 61-80 / 81-100 / 101-110 Show All 110: <input type="checkbox"/>											
Light Duty (OBD2)											
Vehicle	Battery Voltage	Engine Speed	Fuel Level	Fuel Level Remaining	Fuel Rate	Odometer	Seatbelt	Throttle Position	Trip Fuel	Trip Odometer	Vehicle Speed
Clint	<input type="checkbox"/>	<input checked="" type="checkbox"/>	<input checked="" type="checkbox"/>	<input type="checkbox"/>	<input type="checkbox"/>	<input checked="" type="checkbox"/>	<input checked="" type="checkbox"/>	<input type="checkbox"/>	<input checked="" type="checkbox"/>	<input checked="" type="checkbox"/>	<input checked="" type="checkbox"/>
Corn Altima	<input type="checkbox"/>	<input checked="" type="checkbox"/>	<input checked="" type="checkbox"/>	<input type="checkbox"/>	<input type="checkbox"/>	<input checked="" type="checkbox"/>	<input checked="" type="checkbox"/>	<input type="checkbox"/>	<input checked="" type="checkbox"/>	<input checked="" type="checkbox"/>	<input checked="" type="checkbox"/>
Delivery Van 12	<input type="checkbox"/>	<input checked="" type="checkbox"/>	<input checked="" type="checkbox"/>	<input type="checkbox"/>	<input type="checkbox"/>	<input checked="" type="checkbox"/>	<input checked="" type="checkbox"/>	<input type="checkbox"/>	<input checked="" type="checkbox"/>	<input checked="" type="checkbox"/>	<input checked="" type="checkbox"/>

Note. In the Company XYZ example, we filtered the vehicle list by “Light Duty,” and then we cleared the Odometer and Seatbelt check boxes.

Now whenever a user runs the Diagnostics Report in the Company XYZ account, the Odometer and Seatbelt line items are omitted from the results.

Diagnostic Report »






Selected Vehicle: FLATBED-31

Vehicle	Diagnostic	Values
FLATBED-31	Engine Speed	0.00 to 2,273.00 
FLATBED-31	Fuel Level	51.00 to 78.47 
FLATBED-31	Odometer	0.00 
FLATBED-31	Seatbelt	NOT Buckled 
FLATBED-31	Trip Fuel	27.63 to 28.16 
FLATBED-31	Trip Odometer	455.40 to 462.90 
FLATBED-31	Vehicle Speed	0.00 to 47.83 



Diagnostic Report »

Selected Vehicle: FLATBED-31

Vehicle	Diagnostic	Values
FLATBED-31	Engine Speed	0.00 to 2,273.00 
FLATBED-31	Fuel Level	51.00 to 78.47 
FLATBED-31	Trip Fuel	27.63 to 28.16 
FLATBED-31	Trip Odometer	455.40 to 462.90 
FLATBED-31	Vehicle Speed	0.00 to 47.83 

More reference materials:

- Have a DTC question? View [About Alerts](#).