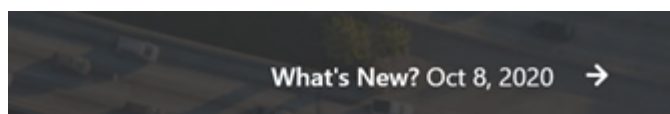


Welcome home! The Homepage is the first page you'll see when you log into the Portal. This page will deliver critical information, including product updates and quick links to product features, and tutorials!

Features

What's New?

The What's New? section of the homepage is your direct connection to recent updates to the product! This section links to Release Notes providing new features and updates within the Portal. Click on the link to view Release Notes on the Help Center.



Alerts

Create alerts to fit your fleet's needs.

Task Bar

The task bar of the homepage is your direct connection to our updated Portal! This section provides links and descriptions of new features and options within the new Portal. Click on each Feature Tile to navigate directly to that section of the new Portal.



Dashboards

View at-a-glance insight into your fleet.



Map

Track your fleet status and locations.



Reports

Quantify fleet activity and efficiency.



Alerts

Create alerts to fit your fleet's needs.








Administration

The Administration section of the homepage provides links to management features and options within the classic Portal. Until the new portal is fully integrated, you will have access to the classic portal to handle all of your fleet needs! Click on each Feature Tile to navigate directly to that section of the Classic Portal.

About the Homepage

Link: <https://help.wextelematics.com/docs/getting-started/new-homepage-and-map/about-the-homepage/> Last Updated: May 20th, 2019


Administration


-  **Manage Vehicles**
-  **Vehicle Maintenance**
-  **Manage Drivers**
-  **Manage Landmarks**
-  **Manage Users**
-  **Manage Hierarchies**
-  **Manage Attributes**


Popular Links


The Popular Links section provides links to different product resources you can access at any time.


Popular Links


**Activity Detail**
Fast acceleration and harsh-braking. Supported devices only.


**Manage Metrics**
Metrics summarize daily data for each vehicle on your account.


**ELD Focus**
View your ELD Focus Hours of Service dashboard.


**Driveri**
Access your camera solution.

**ELD Flex**
View your ELD Flex Hours of Service dashboard.

**Scheduled Reports**
Save and automate your reports for delivery to recipients via email.

**Posted Speed Violations**
Violations of local posted speed.


**Driver Messaging**
Send and receive messages to/from dispatch.

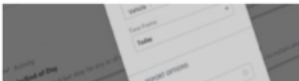
**Fleet Utilization**
Report with fleet utilization details.


Tutorials

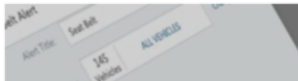
The Tutorials section provides links to product training videos, courses, and tutorials.

Tutorials

**Getting Started**
Quick start guide to walk you through getting started with your Portal.

**How to Run a Report**
View how to run reports for activity, idling, stop times, speeding, and more fleet metrics.

**Customizing Dashboards in Classic**
Watch a video of how to setup and view metrics that provide insight to manage your fleet.

**How to Create an Alert**
Watch how to setup real-time notifications for driver and vehicle activity in your fleet.