

Mobile Updates

Link: <https://help.wextelematics.com/gps-insight-test-drive-beta/> Last Updated: July 28th, 2020

With GPS Insight Test Drive, fleet administrators and drivers can effortlessly track vehicle activity for set times throughout each workday. This allows administrators to stay up-to-date with their fleet's drive time, resting time, delivery time, and more!

The goal for this beta trial is to have you experience the current design and functionality of the app and to catch any issues and bugs that come your way, including battery life, data, screen time, etc. During the beta trial, you will be able to track your current vehicle and explore the current design.

Beta Test Link

Please be aware that the beta trial will be logging your use with the app, including your location while testing.

- iPhone: [iOS Beta Link](#)
- Android: [Android Beta Link](#)

Features

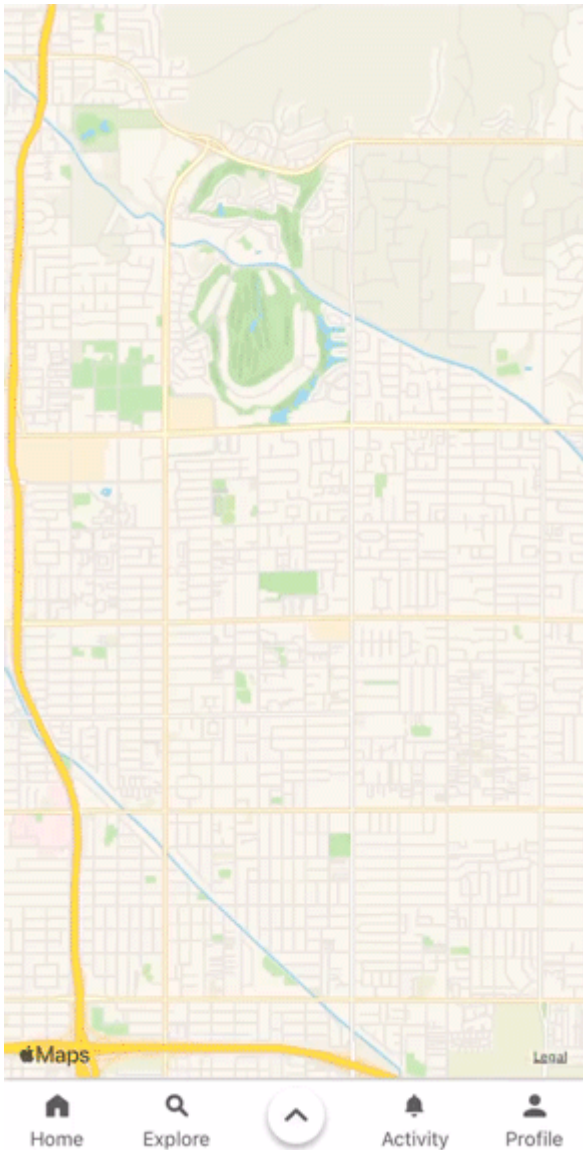
For the Beta trial, you will test motion and positional data to track and determine when a user is driving, resting, and stopped. The beta trial has minimal interactable features, including login, device registration, a map, tracking, vehicle data and assignment, and log out. Its current use is mainly a background tracking service.

Beta Trial features include:

- **Home:** Houses all app options. The beta trial includes Map, Fleet information, Tracking and Vehicle Assignment.
- **Explore:** Coming soon
- **Activity:** Coming soon
- **Profile:** View profile information and vehicle tracking options
- **Map:** View your current tracked location on the map.

Mobile Updates

Link: <https://help.wextelematics.com/gps-insight-test-drive-beta/> Last Updated: July 28th, 2020



Logging in and Registering your Device

To get started, you will need to log in and register through the app via iOS or Android.



Note. Permissions are granted through the portal. Contact your account administrator to ensure you are able to access the app.

► To log in and register your device (iOS):

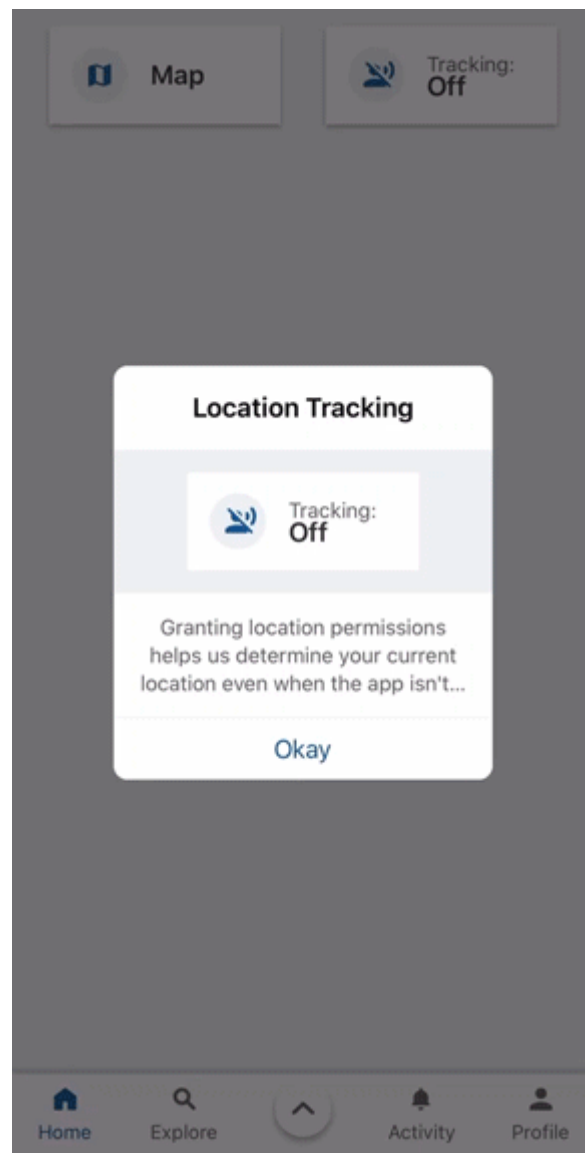
1. Log into the GPS Insight Test Drive app with your portal credentials.
2. The Register screen will appear.
3. Create a name for your device and type it into the Device Name field, then tap on Register.

Mobile Updates

Link: <https://help.wextelematics.com/gps-insight-test-drive-beta/> Last Updated: July 28th, 2020

The Location Tracking window will appear.

4. Tap on Okay.
The Motion & Fitness Activity window will appear.
5. Tap on OK.
6. You will then be directed to the home page.



► To log in and register your device (Android):

1. Log into the GPS Insight Test Drive app with your portal credentials.
2. The Register screen will appear.
3. Create a name for your device and type it into the Device Name field, then tap on Register.
The Location Tracking window will appear.
4. Tap on OKAY.
The location tracking access window will appear.
5. Tap on TURN ON.
6. You will then be directed to the home page.

Mobile Updates

Link: <https://help.wextelematics.com/gps-insight-test-drive-beta/> Last Updated: July 28th, 2020

Vehicle Tracking

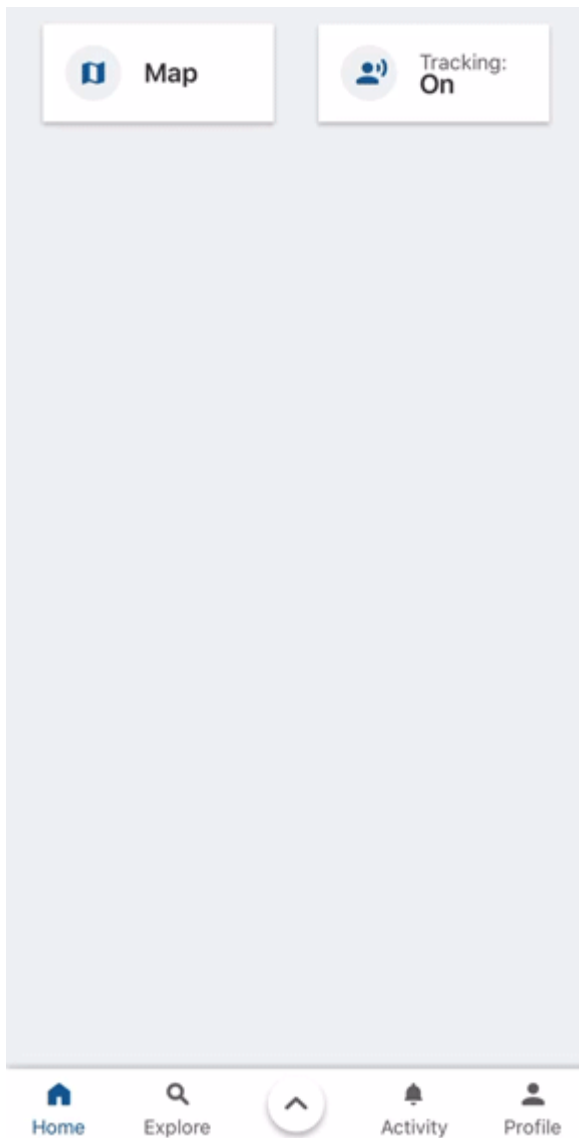
The tracking feature allows you to record vehicle activity for set times throughout each workday. You can start, pause, stop, and set specific tracking times for vehicles.

▶ To change your tracking (iOS and Android):

1. From the home page, tap on Tracking (or tap on the Profile icon in the bottom feature menu.)
2. Ensure the Tracking card says "ON."
3. To pause location tracking, tap on Location Tracking.
4. Set the Pause Location Tracking time: **1 hour, 2 hours, 4 hours, Until tomorrow, Until next week, or Custom.**
5. Then tap Save in the bottom right corner.
6. To resume tracking, tap on Location Tracking, then tap on Resume in the top right corner.

Mobile Updates

Link: <https://help.wextelematics.com/gps-insight-test-drive-beta/> Last Updated: July 28th, 2020



Note. If your Location Tracking is turned OFF, you will need to allow location permissions in your phone settings.