

Product Features and Updates - 6/13/2016



Feature Updates

Link: <https://help.wextelematics.com/product-features-and-updates-6132016/> Last Updated: July 26th, 2016

This Product Features and Updates announcement for Wex Telematics **Pro/Enterprise** includes updates for Dashboards, Maps, and Administration functions.

Dashboard Updates

Diagnostic Alert Dashlet - New Options

In addition to diagnostic alerts, this **dashlet** also shows Diagnostic Trouble Codes (DTCs).

Vehicle Label	Date	Diagnostic Codes
Chads Smog 42h buzzer	06/13/16	P0300
Chads Smog 42h buzzer	06/13/16	P0307
Chads Smog 42h buzzer	06/13/16	P0307
Chads Smog 42h buzzer	06/13/16	P1234
Chads Smog 42h buzzer	06/13/16	U1600
Chads Smog 42h buzzer	06/13/16	U0100

Click on one of the codes to run the related report to get the DTC description:

DTC Alerts Overview »

Total Alerts	28 alerts	Report Time Period	Jun 6 12:00 AM to Jun 13 11:59 PM
Alert Codes	0 unique codes	Report Created	June 13, 2016 5:00:01 PM
Selected Vehicle	Chads Smog 42h buzzer		

[Export Data](#) [Schedule This](#) [Email Rep](#)

DTC Alerts Report »

Vehicle	Driver	First/Last Reported	Count	DTC	Description
Chads Smog 42h buzzer	not set	Jun 9 12:56 PM to Jun 13 4:27 PM	2	B0200	Unknown Body DTC <i>Vehicle is reporting a potential body sensor malfunction</i>
Chads Smog 42h buzzer	not set	Jun 9 12:56 PM to Jun 13 4:27 PM	2	C0300	RF TCS SOL/MTR#1 Circuit Malfunction <i>Vehicle is reporting a potential chassis sen</i>
Chads Smog 42h buzzer	not set	Jun 9 12:56 PM to Jun 13 4:27 PM	2	C0307	Unknown Chassis DTC <i>Vehicle is reporting a potential chassis sensor malfunction</i>
Chads Smog 42h buzzer	not set	Jun 9 12:56 PM to Jun 13 4:27 PM	2	P0100	Mass or Volume Air Flow Circuit Malfunction <i>Engine may not be consuming fuel eff</i>

Map Updates

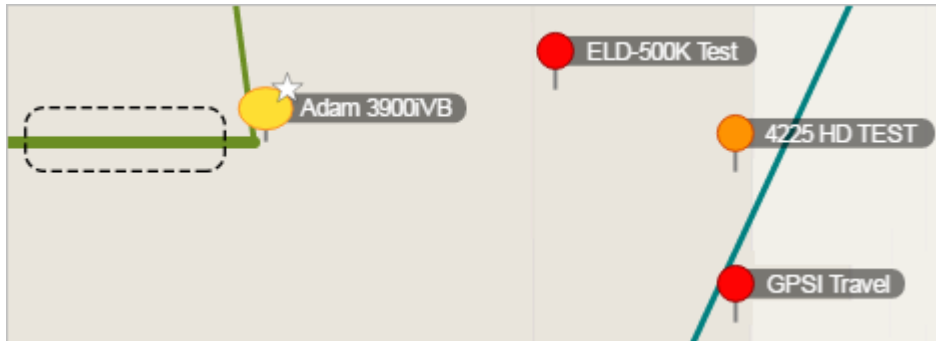
Product Features and Updates - 6/13/2016

Feature Updates

Link: <https://help.wex telematics.com/product-features-and-updates-6132016/> Last Updated: July 26th, 2016

Map Dashboard - Input Sensor Visualization Enhancement

The trail for a vehicle displays with a thicker line when any input, such as PTO, on the vehicle is engaged while the vehicle is moving.



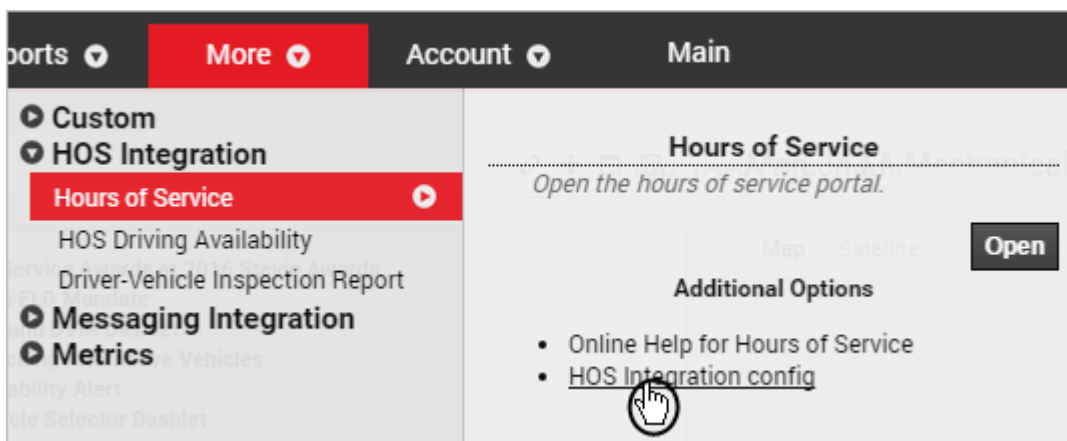
Customer Sites - In the News!

Carl Reese uses our [customer sites](#) feature to allow viewers to [follow Deena's motorcycle journey](#) June 1st - July 27th, 2016 as she attempts to break world records. This map includes 30 day trails (with snap to roads).

Administrative Updates

Hours of Service - New Configuration Options

The HOS Integration Configuration page is available from the More menu.



This page allows you to access the eFleetSuite portal and set new preferences for how drivers are auto-assigned/auto-unassigned to a vehicle, which is represented on a [DVIR](#) within the Mobile Data Tablet (MDT).

Product Features and Updates - 6/13/2016



Feature Updates


Link: <https://help.wextelematics.com/product-features-and-updates-6132016/> Last Updated: July 26th, 2016

HOS Configuration Options	
Configuration Option	Value
Auto-Assign Driver on DVIR Accept (MDT Login)	<input checked="" type="checkbox"/>
Auto-Unassign Driver on new DVIR (MDT Logout)	<input type="checkbox"/>
UnAssign Driver before Auto-Assigning Driver (MDT Login)	<input checked="" type="checkbox"/>

Vehicle Management - Register New Asset
















On the [Vehicle Management page](#), you now have the option to use a simplified form when registering a new device as an asset.

 **Vehicle List**


View a full list of your vehicles. Click on values in the Vehicle, VIN, Driver, or Odometer columns to edit the values. 

Deactivated: Fuel Card: Garmin: Polygon: Paste from Google Earth

Vehicle Group: Company XYZ Search: * for wildcard filter

Vehicle	VIN	Serial #	Driver	Reported	Odometer
 AL Dodge 3900i	J2CNERP238643	4641174801	not set	4 seconds ago 	33,914 mi.   
 SM ES-330	JN1GB48L2PA22	464204000	not set	42 seconds ago 	151,198 mi.   
 SN - PNPvb	JN1RUCM114851	464205787	not set	Apr 25 	49,731 mi.   

Register New: [Vehicle](#) or [Asset](#)
Download: [Excel](#), [CSV](#)



The simplified form contains fields that apply only to assets:

Product Features and Updates - 6/13/2016

Feature Updates

Link: <https://help.wextelematics.com/product-features-and-updates-6132016/> Last Updated: July 26th, 2016

Register New Asset

Information on New Asset Registration

Serial Number *

Asset Label *

License State *

License Plate

Color

This vehicle uses inputs.

* required

Metrics Reports - New Options

When using **Metrics Reports**, you can now choose to add one or more attributes to be included in the report export. Note that any attributes added to the report represent current attribute assignments (not historical). From the Report Options, click the **Edit Settings** (gear) icon to select the attributes you want to include, and then click **Run Report**.

Report Options

Group:

Metric:

Date: 6/12/20

Show Scorecard Components



Show Distance

Rank Ascending

Average Sum

Add Attribute to Export

Click the **Export** option to view the data in Excel.

Aggressive Driving XYZ Scorecard (116/116 shown)					
Rank	Vehicle	Days	Aggressive Driving XYZ Scorecard		
1	AG	24	<div style="width: 100%; height: 10px; background-color: green;"></div>	100	
1	AL Bench Test Device	5	<div style="width: 100%; height: 10px; background-color: green;"></div>	100	
1	AT-3000V1 Batt Test	5	<div style="width: 100%; height: 10px; background-color: green;"></div>	100	

The attributes appear as additional column(s):

Product Features and Updates - 6/13/2016



Feature Updates

Link: <https://help.wextelematics.com/product-features-and-updates-6132016/> Last Updated: July 26th, 2016

	A	B	C	D	E	F	G
1	Rank	Vehicle	VIN	Serial Num	Days	Aggressive	Boom Height
2	1	AG	1.479E+15	2.15E+08	24	100	30
3	1	AL Bench	1.479E+15	4.64E+09	5	100	25
4	1	AT-3000V	1.479E+15	1.24E+09	5	100	30

Diagnostic Odometer - Initial Waypoint Autoset

Diagnostic odometer options are ONLY visible to Support representatives. When using the Trip Odometer option, the initial waypoint is now automatically set.